

Mextra® Superabsorbent

Superabsorbent dressing with a fluid-repellent backing film

Softer Borders = Enhanced Conformability

- High fluid retention capacity¹
- Increased fluid absorption capacity²
- Soft and conformable¹
- Protects the peri-wound area¹

Hydrophilic wound contact layer

- Transmits fluid upwards into the superabsorbent layer¹
- Reduces risk of maceration¹
- Protects peri-wound area¹

Absorbent layer with superabsorbent particles


- Manages moderately to highly exuding wounds¹
- High absorption and retention capacity^{1,2}
- Polyacrylate superabsorbent particles have a protease modulating activity^{1,3,4}

Distribution layer

- Directs exudate evenly upwards into the absorbent layer¹

Fluid-repellent backing material

- Protects against fluid strike-through¹



Fewer dressing changes

- Fewer dressing changes and reduced treatment costs.
- Absorbs wound exudate and **locks it in**.



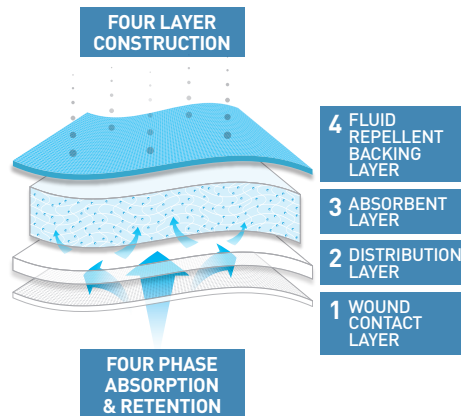
Remains dry

- High retention **reduces the risk of leakage**.
- A **good environment for healing**.




Softer borders

- Softened borders for **greater comfort and flexibility**.
- **More confidence** for your patients.

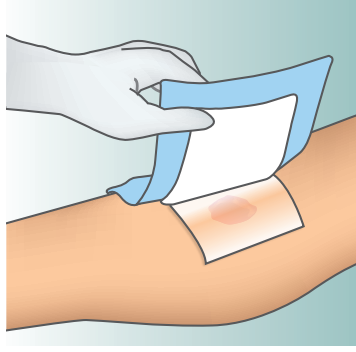


- Unique 4 layer construction works in a precise sequence to deliver optimal exudate management.
- Superabsorbent particles containing protease modulating properties provide a conducive environment for wound healing.^{5,6}

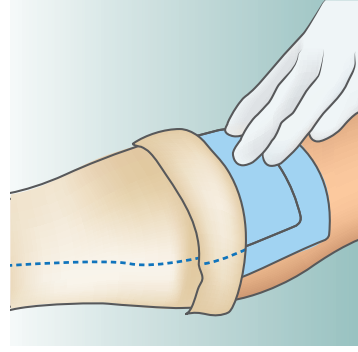
Directions for use



Select an appropriate size to overlap the wound area by at least 2cm. Cleanse the wound area and pat dry.



Apply Mextra® Superabsorbent directly on the wound area with the white side of the dressing onto the wound. Mepitel or Mepitel One can also be used in conjunction with Mextra® Superabsorbent.



Secure Mextra® Superabsorbent with a suitable bandage such as Tubifast bandage or a fixation tape. It can also be used under a compression bandage where appropriate.

How Mextra® Superabsorbent works

Mextra® Superabsorbent absorbs wound exudate through the wound contact layer, retains within the core and minimizes the risk of maceration. The fluid-repellent non-woven backing acts as an exudate barrier and prevents exudate strike-through.

Benefits of Mextra® Superabsorbent

- Excellent absorption and retention
- Minimizes risk of maceration and leakage
- Maintains integrity and is not bulky upon exudate absorption
- Protects against fluid strike-through
- Outer layer remains dry
- Provides comfort for patients
- Suitable for use under compression bandages
- Has protease modulating properties* and provides a conducive environment for healing to proceed

* The superabsorbent particles inside the absorbent layer have protease modulating activity.

Precautions*

- In case of signs of infection (e.g. excessive: pain, swelling), consult a health care professional for adequate infection treatment.
- Sterile. Do not use if inner package is damaged or opened prior to use. Do not re-sterilise.
- Do not reuse. If reused performance of the product may deteriorate, cross contamination may occur.
- Do not use after expiry date. If the product is used after the expiry date product properties cannot be ensured.
- Do not use Mextra Superabsorbent in cavities.
- Do not cut the Mextra Superabsorbent dressing.

References:

1. Tickle, J., Fletcher, J. Mextra Superabsorbent made easy. Wounds UK 2012; 8(4): 1-4. 2. Mölnlycke Health Care Laboratory report no: PD-522474, 2016 (unpublished). 3. Wiegand, C., Hipler, U.C. In vitro evaluation of MMP binding capacity of a superabsorbent dressing and the reduction of collagenase activity. Poster presentation at European Wound Management Association conference, Copenhagen, Denmark, 2013. 4. Eming, S., Smola, H., Hartmann, B., Malchau, G., Wegner, R., Krieg, T., Smola-Hess, S. The inhibition of matrix metalloproteinase activity in chronic wounds by a polyacrylate superabsorber. Biomaterials 2008; 29(19): 2932-2940. 5. Eming S et al. The inhibition of matrix metalloproteinase activity in chronic wounds by a pol-yacrylate superabsorber Biomaterials 2008 Jul; 29(19):2932-40. 6. Wiegand, M. et al. Polyacrylate superabsorbers bind inflammatory protease in vitro. Poster at Wounds UK, 2008, Harrogate 10-12 Nov 2008.

Mölnlycke
1-800-494-5134
www.molnlycke.ca

Mölnlycke Health Care AB, C.P. 13080, SE-402 52 Göteborg, Suède. Téléphone +46317223000. The Mölnlycke Health Care, Mextra® Superabsorbent, Mepitel, Mepitel One, and Tubifast names and respective logos are registered globally to one or more of the Mölnlycke Health Care Group of Companies. © 2019 Mölnlycke Health Care AB. All rights reserved.

Indications*

Mextra® Superabsorbent is intended for use on moderately to highly exuding wounds.

Frequency of change

Mextra® Superabsorbent may be left in place for several days. It should be changed according to the clinical condition of the wound, or when saturated.

Mextra® Superabsorbent Assortment (Sterile packed)

Art. no	Size cm	Pcs/Box	Pcs/Case
610000	12.5 x 12.5	10	50
610100	12.5 x 17.5	10	40
610200	12.5 x 22.5	10	90
610300	17.5 x 22.5	10	40
610400	22.5 x 27.5	10	40
610500	22.5 x 32.5	10	50
610600	22.5 x 42.5	10	50

*Notice: For Mölnlycke licensed product details including indications and precautions, please refer to www.molnlycke.ca




Mölnlycke®